

# CounterPlate (9.75") CounterPlate XL (11.75")

CCH-CBP | CCH-CBPL



**COUNTER**

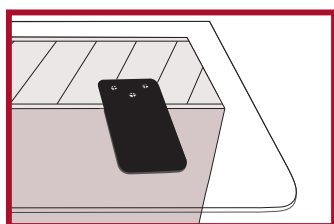

**BALANCE®**  
The support you don't see.

## FOR COUNTERS MOUNTED ON KNEE (PONY) WALLS

The CounterBalance CounterPlates provide a cost-efficient, quick, easy install to support overhangs on stone and solid surface countertops. These products give your customers an alternative to banging their knees on pricey corbels and provide superior support and security. These low-profile brackets are hidden from view offering a clean, modern look.

The CounterPlates are designed to attach to half walls or pony walls, supporting overhangs on "breakfast bar" style countertops. The CounterPlate and CounterPlate XL support up to a 13" and 15" overhang respectively.

Supports should be spaced no more than 16" to 20" apart for optimum performance.



- Low-profile plates provide a clean, "floating" look for your kitchen countertop
- Hot rolled, 7 gauge steel with black powder-coated finish for strength and durability -tested up to 500 lbs
- Mounts on top of half walls to support extended countertop overhangs for "breakfast bar" style applications - countertop can extend 6" beyond the support —
  - CounterPlate supports up to 13" overhang
  - CounterPlate XL supports up to 15" overhang
- For bar tops mounted on half walls — supports should be placed every 16" to 20"
- Router Guide available for easy installation
- Dimensions: CounterPlate: 9.75" x 3.75" x .1875"  
CounterPlate XL: 11.75" x 3.75" x .1875"

ITEM #	DESCRIPTION	MFG PART #
822954	CounterPlate - 9-3/4"L; Single CounterPlates	CCH-CBP
577886	CounterPlate - 9-3/4"L; Box of 6 XL CounterPlates	CCH-CBP-KIT
577885	CounterPlate - 9-3/4"L; Box of 3 XL CounterPlates	CCH-CBP-KIT3
822982	CounterPlate XL - 11-3/4"L; Single CounterPlates	CCH-CBPL
577879	CounterPlate XL - 11-3/4"L; Box of 6 XL CounterPlates	CCH-CBPL-KIT
577880	CounterPlate XL - 11-3/4"L; Box of 3 XL CounterPlates	CCH-CBPL-KIT3

Call 1.800.220.1966 for assistance

Chemical Concepts  
410 Pike Road  
Huntingdon Valley, PA 19006

MADE IN USA

# CounterPlate Plus (15")

CCH-CBPP15



**COUNTER**

**BALANCE®**

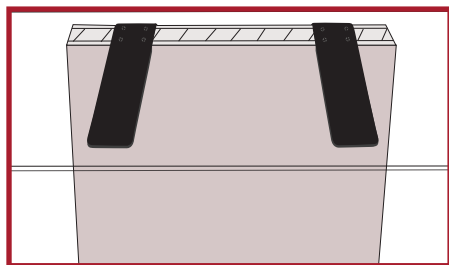
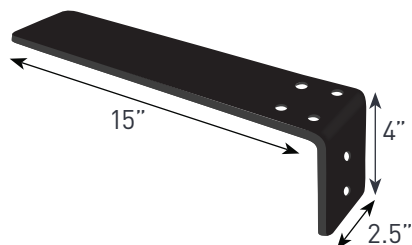
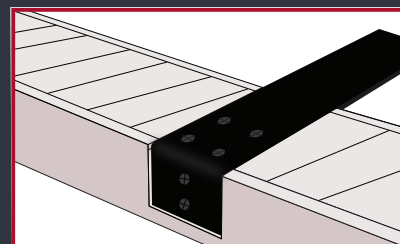
The support you don't see.

## FOR COUNTERS MOUNTED ON KNEE (PONY) WALLS

The CounterBalance CounterPlate Plus provides a cost-efficient, quick, and easy install to support overhangs on stone and solid surface countertops. These products give your customers an alternative to banging their knees on pricey corbels and provide superior support and security. These low-profile brackets are hidden from view offering a clean, modern look.

The CounterPlate Plus is designed to attach to half walls or pony walls, supporting overhangs on "breakfast bar" style countertops. This "L" shaped bracket ties in to the vertical wall studs for improved strength and stability.

The CounterPlate Plus supports up to an 18" overhang. Supports should be spaced no more than 16" to 20" apart for optimum performance.



- Low-profile plates provide a clean, "floating" look for your kitchen countertop
- 1/4" HRP0 steel with black powder-coated finish for strength and durability -tested up to 500 lbs
- Mounts on top of half walls—supports up to an 18" overhang
- L shaped design and increased thickness for maximum support for larger overhangs
- For bar tops mounted on half walls — supports should be placed every 16" to 20"
- Dimensions: CounterPlate Plus: 15" x 2.5" x 4"

ITEM #	DESCRIPTION	MFG PART #
822996	CounterPlate Plus -15'L; Single bracket	CCH-CBCPP15
823000	CounterPlate Plus -15'L; Box of 3 brackets	CCH-CBCPP15-KIT

Call 1.800.220.1966 for assistance

Chemical Concepts  
410 Pike Road  
Huntingdon Valley, PA 19006

MADE IN USA

# IslandBar (24") IslandBar Mini (20")

CCH-CBIB2 | CCH-CBIBM



**COUNTER**

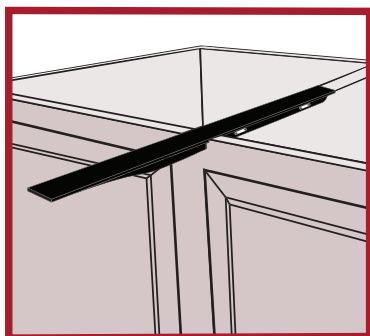
**BALANCE®**  
The support you don't see.

## FOR COUNTERTOPS ON CABINETRY

The CounterBalance IslandBars provide a cost-efficient, quick, easy install to support overhangs on stone and solid surface countertops. These products give your customers an alternative to banging their knees on pricey corbels and provide superior support and security. These low-profile brackets are hidden from view offering a clean, modern look.

The IslandBars are designed to attach to the left or right cabinet wall, supporting overhangs on "island" and "peninsula" countertops above cabinetry. The IslandBar and islandBar Mini support 18" and 15" overhangs respectively.

Supports should be spaced no more than 16 to 20" apart for optimum performance.



- Low-profile brackets provide a clean, "floating" look for your kitchen countertop
- Hot rolled, 7 gauge steel with black powder-coated finish for strength and durability -tested up to 500 lbs
- Mounts on cabinetry to support extended countertop overhangs for "island" and "peninsula" style applications - countertop can extend 6" beyond the support —
  - IslandBar supports up to 18" overhang
  - IslandBar Mini supports up to 15" overhang
- For overhangs on top of cabinetry — supports should be placed every 16" to 20"
- Dimensions: CounterBalance IslandBar: 24" x 1.5" x 1.5"  
CounterBalance IslandBar Mini: 20" x 1.5" x 1.5"
- Improved design offers lower visibility and better knee clearance
- Smaller 20" design is perfect for 12" overhangs

ITEM #	DESCRIPTION	MFG PART #
822983	IslandBar - 24"L; individual Island Bar	CCH-CBIB2
822984	IslandBar - 24"L; box of 3 Island Bars	CCH-CBIB2-KIT
822985	Island Bar - 20"L; individual Island Bar	CCH-CBIBM
822986	Island Bar - 20"L; box of 3 Island Bars	CCH-CBIBM-KIT

Call 1.800.220.1966 for assistance

Chemical Concepts  
410 Pike Road  
Huntingdon Valley, PA 19006

MADE IN USA

# CrossBar (24") CrossBar Mini (18")

CCH-CBXBM | CCH-CBXBM2

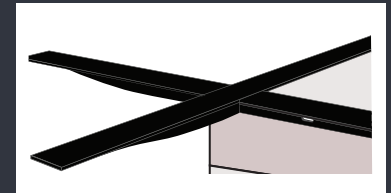


**COUNTER**

**BALANCE®**  
The support you don't see.

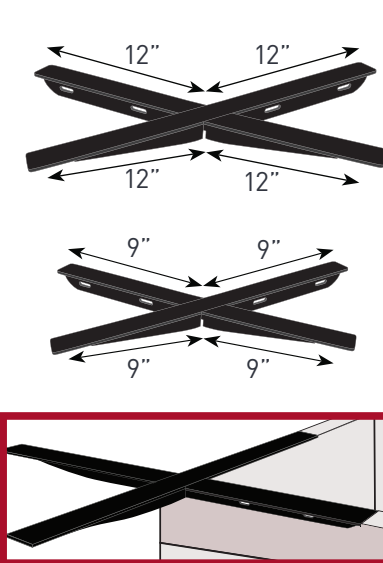
## FOR COUNTERTOPS ON CABINETRY

The CounterBalance CrossBars provide a cost-efficient, quick, easy install to support overhangs on stone and solid surface countertops. These products give your customers an alternative to banging their knees on pricey corbels and provide superior support and security. These low-profile brackets are hidden from view offering a clean, modern look.



The CrossBars are designed to attach to the corners of cabinets, supporting overhangs in two directions on "island" and "peninsula" countertops above cabinetry. The CrossBar and CrossBar Mini can support up to an 18" overhang in two directions respectively.

Supports should be spaced no more than 16 to 20" apart for optimum performance.



- Low-profile brackets provide a clean, "floating" look for your kitchen countertop
- Hot rolled, 7 gauge steel with black powder-coated finish for strength and durability -tested up to 500 lbs
- Mounts on cabinetry to support extended countertop overhangs for "island" and "peninsula" style applications - countertop can extend 6" beyond the support —
  - CrossBar supports up to 18" in two directions
  - CrossBar Mini supports up to 15" in two directions
- CrossBar support bracket designed to mount on the corners of cabinets — supports should be placed every 16" to 20"
- Improved design offers lower visibility and better knee clearance
- Dimensions: CounterBalance CrossBar: 24" x 24" x 1.5"  
CounterBalance CrossBar Mini: 18" x 18" x 1.5"

ITEM #	DESCRIPTION	MFG PART #
822987	Cross Bar - 24" x 24"	CCH-CBXB2
822988	Cross Bar Mini - 18" x 18"	CCH-CBXBM2

Call 1.800.220.1966 for assistance

Chemical Concepts  
410 Pike Road  
Huntingdon Valley, PA 19006

MADE IN USA

# Workstation Brackets | CCH-CBWB

\* See back for available sizes



## COUNTER


## BALANCE®

The support you don't see.


### FOR WORK SURFACES, SHELVING OR COMMERCIAL APPLICATIONS

The CounterBalance Workstation Brackets provide a cost-efficient, secure install to support stone and solid surface countertops on handicap accessible vanities, and other “floating” work surfaces. These products are available in many useful sizes and come in a variety of colors to match your surface.

The Workstation Brackets are designed to attach to load-bearing studs. The Workstation Bracket can support an overhang extending 6” beyond the length of the bracket as per industry standard recommendations.



#### Various sizes available



- Multiple 1/4” mounting holes per side (mounting hardware not included)
- Available in standard textured powder coat finishes including black, brown, white, gray and almond
- Available in 8 sizes
- Reversible design makes brackets versatile and easy to use
- Powder coated 1/8” Steel for strength and durability — load limit range of 1,420 lbs. to 2,920 lbs. per pair
- The 6 larger sizes have a 3” x 3” — 45° notch that allows for wall cleat and wire run clearance
- Sold individually

ITEM #	DESCRIPTION	MFG PART #
822991	Workstation Bracket 5”x 8”; Black	CCH-CBWB58BL
822971	Workstation Bracket 5”x 8”; White	CCH-CBWB58WH
822969	Workstation Bracket 5”x 8”; Gray	CCH-CBWB58GR

ITEM #	DESCRIPTION	MFG PART #
822967	Workstation Bracket 5”x 8”; Almond	CCH-CBWB58AL
822968	Workstation Bracket 5”x 8”; Brown	CCH-CBWB58PR
822970	Workstation Bracket 5”x 8”; Primed	CCH-CBWB58PR

(Continued on back)

Call 1.800.220.1966 for assistance

Chemical Concepts  
410 Pike Road  
Huntingdon Valley, PA 19006

# Workstation Brackets | CCH-CBWB



**COUNTER**

**BALANCE®**

The support you don't see.

[Continued]

ITEM #	DESCRIPTION	MFG PART #
822973	Workstation Bracket 8"x 12"; Black	CCH-CBWB812BL
822977	Workstation Bracket 8"x 12"; White	CCH-CBWB812WH
822975	Workstation Bracket 8"x 12"; Gray	CCH-CBWB812GR
822972	Workstation Bracket 8"x 12"; Almond	CCH-CBWB812AL
822974	Workstation Bracket 8"x 12"; Brown	CCH-CBWB812BR
822976	Workstation Bracket 8"x 12"; Primed	CCH-CBWB812PR
822962	Workstation Bracket 12"x 18"; Black	CCH-CBWB1218BL
822966	Workstation Bracket 12"x 18"; White	CCH-CBWB1218WH
822964	Workstation Bracket 12"x 18"; Gray	CCH-CBWB1218GR
822961	Workstation Bracket 12"x 18"; Almond	CCH-CBWB1218AL
822963	Workstation Bracket 12"x 18"; Brown	CCH-CBWB1218BR
822965	Workstation Bracket 12"x 18"; Primed	CCH-CBWB1218PR
822922	Workstation Bracket 15"x 21"; Black	CCH-CBWB1521BL
822926	Workstation Bracket 15"x 21"; White	CCH-CBWB1521WH
822924	Workstation Bracket 15"x 21"; Gray	CCH-CBWB1521GR
822921	Workstation Bracket 15"x 21"; Almond	CCH-CBWB1521AL
822923	Workstation Bracket 15"x 21"; Brown	CCH-CBWB1521BR
822925	Workstation Bracket 15"x 21"; Primed	CCH-CBWB1521PR
822928	Workstation Bracket 18"x 18"; Black	CCH-CBWB1818BL
822932	Workstation Bracket 18"x 18"; White	CCH-CBWB1818WH

ITEM #	DESCRIPTION	MFG PART #
822927	Workstation Bracket 18"x 18"; Almond	CCH-CBWB1818AL
822929	Workstation Bracket 18"x 18"; Brown	CCH-CBWB1818BR
822931	Workstation Bracket 18"x 18"; Primed	CCH-CBWB1818PR
822934	Workstation Bracket 18"x 24"; Black	CCH-CBWB1824BL
822938	Workstation Bracket 18"x 24"; White	CCH-CBWB1824WH
822936	Workstation Bracket 18"x 24"; Gray	CCH-CBWB1824GR
822933	Workstation Bracket 18"x 24"; Almond	CCH-CBWB1824AL
822935	Workstation Bracket 18"x 24"; Brown	CCH-CBWB1824BR
822937	Workstation Bracket 18"x 24"; Primed	CCH-CBWB1824PR
822940	Workstation Bracket 24"x 24"; Black	CCH-CBWB2424BL
822944	Workstation Bracket 24"x 24"; White	CCH-CBWB2424WH
822942	Workstation Bracket 24"x 24"; Gray	CCH-CBWB2424GR
822939	Workstation Bracket 24"x 24"; Almond	CCH-CBWB2424AL
822941	Workstation Bracket 24"x 24"; Brown	CCH-CBWB2424BR
822943	Workstation Bracket 24"x 24"; Primed	CCH-CBWB2424PR
822946	Workstation Bracket 24"x 29"; Black	CCH-CBWB2429BL
822950	Workstation Bracket 24"x 29"; White	CCH-CBWB2429WH
822948	Workstation Bracket 24"x 29"; Gray	CCH-CBWB2429GR
822945	Workstation Bracket 24"x 29"; Almond	CCH-CBWB2429AL
822947	Workstation Bracket 24"x 29"; Brown	CCH-CBWB2424BR
822949	Workstation Bracket 24"x 29"; Primed	CCH-CBWB2424PR

Note: Please add "US" to part number to specify "US" made version. (E.G. CCH-CBWB812BL-US). Stainless steel only available for USA version.

Call 1.800.220.1966 for assistance

Chemical Concepts  
410 Pike Road  
Huntingdon Valley, PA 19006

# CornerPlate

## CCH-CBCP



**COUNTER**

**BALANCE®**

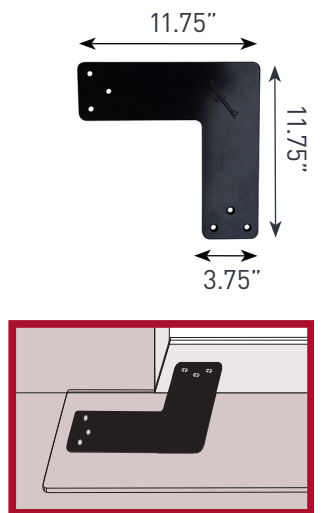
The support you don't see.

### FOR COUNTERS MOUNTED ON KNEE (PONY) WALLS

The CounterBalance CornerPlate provides a cost-efficient, quick, easy install to support overhangs on stone and solid surface countertops. These products give your customers an alternative to banging their knees on pricey corbels and provide superior support and security. These low-profile brackets are hidden from view offering a clean, modern look.

The CornerPlate is designed to attach to stud walls, supporting overhangs on breakfast bars both forward and to the right or left of the half-wall opening. The CornerPlate can support up to a 13" overhang forward and up to a 14" overhang to one side.

Supports should be spaced no more than 16 to 20" apart for optimum performance.



- Low-profile plates provide a clean, "floating" look for your kitchen countertop
- Hot rolled, 7 gauge steel with black powder-coated finish for strength and durability - tested up to 500 lbs
- Mounts on top of half walls to support extended countertop overhangs for "breakfast bar" style applications
- Supports up to a 15" overhang forward and up to a 13" overhang to one side — countertop can extend up to 6" beyond the support
- CornerPlate designed to mount on the beginning or end of bar tops — supports should be placed every 16" to 20"
- Dimensions: 11.75" x 11.75" x .1875"

ITEM #	DESCRIPTION	MFG PART #
577883	CornerPlate	CCH-CBCP

Call 1.800.220.1966 for assistance

Chemical Concepts  
410 Pike Road  
Huntingdon Valley, PA 19006

MADE IN USA

# ADA Bracket

## CCH-CBADA21BL-IM

\* Meets ADA Regulations



### COUNTER

### BALANCE®

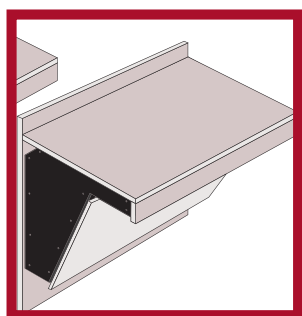
The support you don't see.

## FOR ADA COMPLIANT VANITIES

The 2010 ADA Standards for Accessible Design set the minimum requirement for newly designed, constructed, or altered State and local government facilities, public accommodations, and commercial facilities to be readily accessible to and usable by individuals with disabilities. The CounterBalance® ADA Vanity Bracket is the handicap accessible solution to quickly and easily install compliant vanities.



Once installed, the CounterBalance® ADA Vanity Bracket, provides for a clean, modernized, under-sink space that is compliant with the standards set by the ADA. These brackets accommodate countertops with 22" to 26" deep overhangs. They come standard with a 3"x 3" (45°) corner cut-out that will shelter most wall cleats, as well as any wire run clearance. These brackets are currently available in black, white, stainless steel, and primer.



- Quick and easy solution to create compliant vanities
- 12 Gauge steel for superior strength
- Optional mounting holes along the side of each bracket for installing a finishing panel (if desired)
- Spring clips & screws provided for easy on/off front panel attachment with no exposed fasteners
- Available in: Black, White, Stainless Steel, and Primed
- Sold individually

\* Meets ADA Regulations

ITEM #	DESCRIPTION	MFG PART #
822953	ADA Vanity Bracket - Black	CCH-CBADA21BL-IM
822952	ADA Vanity Bracket - White	CCH-CBADA21WH-IM
822951	ADA Vanity Bracket - Primed	CCH-CBADA21PR-IM

Call 1.800.220.1966 for assistance

Chemical Concepts  
410 Pike Road  
Huntingdon Valley, PA 19006



# Concealed Bracket Concealed Bracket Mini

CCH-CBCB | CCH-CBCBM

\* See back for available sizes



**COUNTER**

**BALANCE®**

The support you don't see.

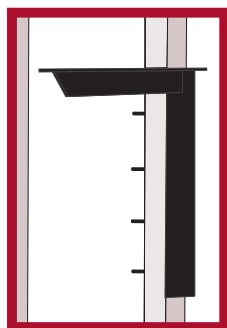
## FOR OVERALL MOUNTED SURFACES

The CounterBalance Concealed Brackets provide a secure install to support stone and solid surface countertops on handicap accessible vanities, and other “floating” work surfaces. The vertical portion of the bracket is concealed behind the dry wall leaving the installed bracket virtually invisible when viewed from above.



The Concealed Brackets are designed to attach to load-bearing studs. The Concealed Bracket can support an overhang extending 6” beyond the length of the bracket as per industry standard recommendations. These products are available in many useful sizes. Choose between Mini 1” and 2” thickness, and they also come in a variety of colors to match your surface.

### Various sizes available



- Low-profile brackets provide a clean, “floating” look for your countertop
- Hot rolled, 1/8” steel with powder-coated finish for strength and durability
- Mounts to studs behind drywall
- Available in white, black, grey and almond.
- Available with 9”, 12”, 18”, 24” and 30” support arms. Load limit range of 1,800 lbs. to 7,960 lbs. per pair — countertop can extend up to 6” beyond the support
- Available in standard 2” thickness and Mini 1” concealed bracket mini
- Supports should be placed every 16” to 20”

\* See back for available sizes

Call 1.800.220.1966 for assistance

MADE IN USA

Chemical Concepts  
410 Pike Road  
Huntingdon Valley, PA 19006

# Concealed Bracket Concealed Bracket Mini

CCH-CBCB | CCH-CBCBM



**COUNTER**

**BALANCE®**  
The support you don't see.

ITEM #	DESCRIPTION	MFG PART #
822989	Concealed Bracket 2"W- 9"L; Black	CCH-CBCB-9BL
822993	Concealed Bracket Mini 1"W- 9"L; Black	CCH-CBCBM-9BL
823002	Concealed Bracket 2"W- 9"L; White	CCH-CBCB-9WH
823034	Concealed Bracket Mini 1"W- 9"L; White	CCH-CBCBM-9WH
823005	Concealed Bracket 2"W- 12"L; Black	CCH-CBCB-12BL
823035	Concealed Bracket Mini 1"W- 12"L; Black	CCH-CBCBM-12BL
823006	Concealed Bracket 2"W- 12"L; White	CCH-CBCB-12WH
823036	Concealed Bracket Mini 1"W- 12"L; White	CCH-CBCBM-12WH
823009	Concealed Bracket 2"W- 18"L; Black	CCH-CBCB-18BL
823037	Concealed Bracket Mini 1"W- 18"L; Black	CCH-CBCBM-18BL
823010	Concealed Bracket 2"W- 18"L; White	CCH-CBCB-18WH
823038	Concealed Bracket Mini 1"W- 18"L; White	CCH-CBCBM-18WH
823013	Concealed Bracket 2"W- 24"L; Black	CCH-CBCB-24BL
823014	Concealed Bracket 2"W- 24"L; White	CCH-CBCB-24WH
823017	Concealed Bracket 2"W- 30"L; Black	CCH-CBCB-30BL
823018	Concealed Bracket 2"W- 30"L; White	CCH-CBCB-30WH

Call 1.800.220.1966 for assistance

Chemical Concepts  
410 Pike Road  
Huntingdon Valley, PA 19006

# Extended Concealed Bracket

# Extended Concealed Bracket Mini

CCH-CBCBE | CCH-CBCBEM



**COUNTER**

**BALANCE®**

The support you don't see.

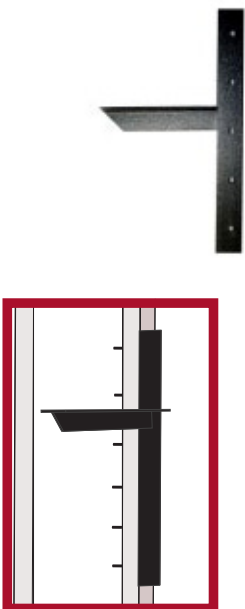
## FOR WALL MOUNTED SURFACES

The CounterBalance Extended Concealed Brackets provide a secure installs to support stone and solid surface countertops on handicap accessible vanities, and other “floating” work surfaces. The vertical portion of the bracket is concealed behind the dry wall leaving the installed bracket virtually invisible when viewed from above.



The Extended Concealed Brackets are designed to attach to load-bearing studs and features and vertical extension above the support arm for extra strength. The Extended Concealed Bracket can support an overhang extending 6” beyond the length of the bracket as per industry standard recommendations. These products are available in many useful sizes and come in a variety of colors to match your surface.

### Various sizes available



- Low-profile brackets provide a clean, “floating” look for your countertop
- Hot rolled 1/8” steel with powder-coated finish for strength and durability
- Mounts to studs behind drywall
- Available in white, black, grey and almond
- Available with 9”, 12”, 18” 24” and 30” support arms. Load limit range of 1,800 lbs. to 7,960 lbs. per pair — countertop can extend up to 6” beyond the support
- Supports should be placed every 16” to 20”
- Available in standard 2” thickness and Mini 1” extended concealed bracket mini

\* See back for available sizes

Call 1.800.220.1966 for assistance

Chemical Concepts  
410 Pike Road  
Huntingdon Valley, PA 19006

# Extended Concealed Bracket

# Extended Concealed Bracket Mini

CCH-CBCBE | CCH-CBCBEM



**COUNTER**

**BALANCE®**  
The support you don't see.

ITEM #	DESCRIPTION	MFG PART #
822992	Extended Concealed Bracket 2"W- 9"L; Black	CCH-CBCBE-9BL
822994	Extended Concealed Bracket Mini 1"W- 9"L; Black	CCH-CBCBEM-9BL
823021	Extended Concealed Bracket 2"W- 9"L; White	CCH-CBCBE-9WH
823039	Extended Concealed Bracket Mini 1"W- 9"L; White	CCH-CBCBEM-9WH
823023	Extended Concealed Bracket 2"W- 12"L; Black	CCH-CBCBE-12BL
823040	Extended Concealed Bracket Mini 1"W- 12"L; Black	CCH-CBCBEM-12BL
823025	Extended Concealed Bracket 2"W- 12"L; White	CCH-CBCBE-12WH
823041	Extended Concealed Bracket Mini 1"W- 12"L; White	CCH-CBCBEM-12WH
823027	Extended Concealed Bracket 2"W- 18"L; Black	CCH-CBCBE-18BL
823042	Extended Concealed Bracket Mini 1"W- 18"L; Black	CCH-CBCBEM-18BL
823029	Extended Concealed Bracket 2"W- 18"L; White	CCH-CBCBE-18WH
823043	Extended Concealed Bracket Mini 1"W- 18"L; White	CCH-CBCBEM-18WH
823031	Extended Concealed Bracket 2"W- 24"L; Black	CCH-CBCBE-24BL
823033	Extended Concealed Bracket 2"W- 24"L; White	CCH-CBCBE-24WH
822978	Extended Concealed Bracket 2"W- 30"L; Black	CCH-CBCBE-30BL
822979	Extended Concealed Bracket 2"W- 30"L; White	CCH-CBCBE-30WH

Call 1.800.220.1966 for assistance

Chemical Concepts  
410 Pike Road  
Huntingdon Valley, PA 19006

# Hybrid Bracket Hybrid Bracket Mini

CCH-CBHB | CCH-CBHBM

\* See back for available sizes



**COUNTER**

**BALANCE®**

The support you don't see.

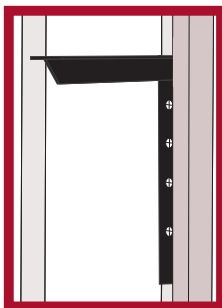
## FOR INVISIBLE SUPPORT BEHIND/IN FRONT OF DRYWALL FOR FLOATING COUNTERTOPS

The CounterBalance Hybrid Brackets provide a secure install to support stone and solid surface countertops on handicap accessible vanities, and other "floating" work surfaces. The Hybrid Bracket can be installed either as a Surface Mount or a Concealed Bracket.

The Hybrid Brackets are designed to attach to load-bearing studs. The Hybrid Brackets can support an overhang extending 6" beyond the length of the bracket as per industry standard recommendations. These products are available in many useful sizes and two colors.



### Various sizes available



- Low-profile brackets provide a clean, "floating" look for your countertop
- Hot rolled 1/8" steel with powder-coated finish for strength and durability
- Surface mount or concealed mount
- Black or White Formica color match, crinkle powder coat
- Available with 12", 18", and 24" support arms load limit range of 1,800 lbs. to 7,960 lbs. per pair — countertop can extend up to 6" beyond the support
- 400-900 lb. load bearing per bracket
- Finishing caps provided
- Supports should be placed every 16" to 20"
- Available in standard 2" thickness and Mini 1" Hybrid bracket mini

\* See back for available sizes

Call 1.800.220.1966 for assistance

Chemical Concepts  
410 Pike Road  
Huntingdon Valley, PA 19006

# Hybrid Bracket Hybrid Bracket Mini

CCH-CBHB | CCH-CBHBM



**COUNTER**

**BALANCE®**  
The support you don't see.

ITEM #	DESCRIPTION	MFG PART #
822990	Hybrid Bracket 1.5"W-12"L; Black	CCH-CBHB-12BL
822995	Hybrid Bracket Mini 1"W-12"L; Black	CCH-CBHBM-12BL
822956	Hybrid Bracket 1.5"W-12"L; White	CCH-CBHB-12WH
823044	Hybrid Bracket Mini 1"W-12"L; White	CCH-CBHBM-12WH
822957	Hybrid Bracket 1.5"W-18"L; Black	CCH-CBHB-18BL
823045	Hybrid Bracket Mini 1"W-18"L; Black	CCH-CBHBM-18BL
822958	Hybrid Bracket 1.5"W-18"L; White	CCH-CBHB-18WH
823046	Hybrid Bracket Mini 1"W-18"L; White	CCH-CBHBM-18WH
822959	Hybrid Bracket 1.5"W-24"L; Black	CCH-CBHB-24BL
823047	Hybrid Bracket Mini 1"W-24"L; Black	CCH-CBHBM-24BL
822960	Hybrid Bracket 1.5"W-24"L; White	CCH-CBHB-24WH
822955	Hybrid Bracket Mini 1"W-24"L; White	CCH-CBHBM-24WH

Call 1.800.220.1966 for assistance

Chemical Concepts  
410 Pike Road  
Huntingdon Valley, PA 19006

Stainless Steel

# CounterPlate (9.75") CounterPlate XL (11.75")

CCH-CBPSS | CCH-CBPLSS



COUNTER

**BALANCE®**

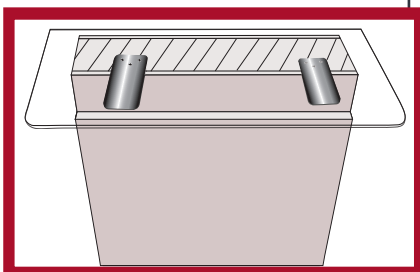

The support you don't see.

## FOR COUNTERS MOUNTED ON KNEE (PONY) WALLS

The CounterBalance CounterPlates provide a cost-efficient, quick, easy install to support overhangs on stone and solid surface countertops. These products give your customers an alternative to banging their knees on pricey corbels and provide superior support and security. These low-profile brackets are hidden from view offering a clean, modern look.

The CounterPlates are designed to attach to half walls or pony walls, supporting overhangs on "breakfast bar" style countertops. The CounterPlate and CounterPlate XL support up to a 13" and 15" overhang respectively.

Supports should be spaced no more than 16" to 20" apart for optimum performance.



### For use in sterile environments where stainless steel must be used:

Hospitals — Labs — Clinics — Pharmaceutical — Clean rooms

- Low-profile plates provide a clean, "floating" look for your kitchen countertop
- Made from 304 stainless steel for strength and durability
  - tested up to 500 lbs
- Easily sterilized to prevent and fight infection
- Mounts on top of half walls to support extended countertop overhangs for "breakfast bar" style applications - countertop can extend 6" beyond the support —
  - CounterPlate supports up to 13" overhang
  - CounterPlate XL supports up to 15" overhang
- For bar tops mounted on half walls — supports should be placed every 16" to 20"
- Sold Individually • Router Guide available for easy installation
- Dimensions: Stainless Steel:
  - 9.75" x 3.75" x .1875"
  - Stainless Steel CounterPlate XL: 11.75" x 3.75" x .1875"

ITEM #	DESCRIPTION	MFG PART #
822981	CounterPlate XL - 11-3/4"L-304 Stainless Steel; Single CounterPlate	CCH-CBPLSS
822980	CounterPlate - 9-3/4"L-304 Stainless Steel; Single CounterPlate	CCH-CBPSS

Call 1.800.220.1966 for assistance

Chemical Concepts  
410 Pike Road  
Huntingdon Valley, PA 19006

MADE IN USA